

www.samtimer.com



User Manual

For SCRABBLE® 25 minutes per side:

SCRABBLE® is the default mode, 25:00 on each side.

The opponent of the one beginning the game presses his side button. 25:00 will turn to 24:59 and will count down further. After 20 seconds, the oval **ST** will appear and start flashing. This signifies the end of the “courtesy hold” period. One minute into the next move, an arrow ► appears on the extreme top right of the dial. Now “courtesy draw” of tiles is allowed during “hold” considering a challenge.

When the 25 minute regulation is up, the clock will start counting up. There is no penalty for a 0:00 display, but -0:01 (accompanied by a brief beep) starts to accrue a ten point penalty per minute of overtime or part thereof.

Press the red STOP button to pause the clock. To resume, press the appropriate player button. To start a new game, press STOP 5 times to reset. STOP button is the only button of the 9 keypad buttons that will work when a game is in progress. The clock is always “on”. Don’t worry, there is not much of a battery drain. After a side reaches -59:59, the clock will reset to the start, 25:00.

WARRANTY: Five years from the date of purchase. During the first year of ownership, send the unit to 300 Salmon Falls Rd., El Dorado Hills, CA 95762 USA. After 12 months but before 5 years, please send \$15 along with the clock.

Figure 1: Front view of clock

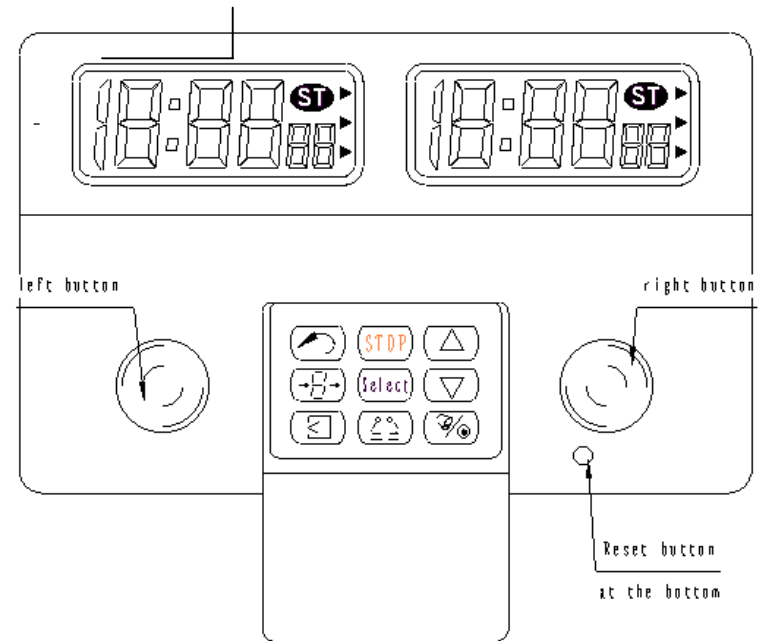
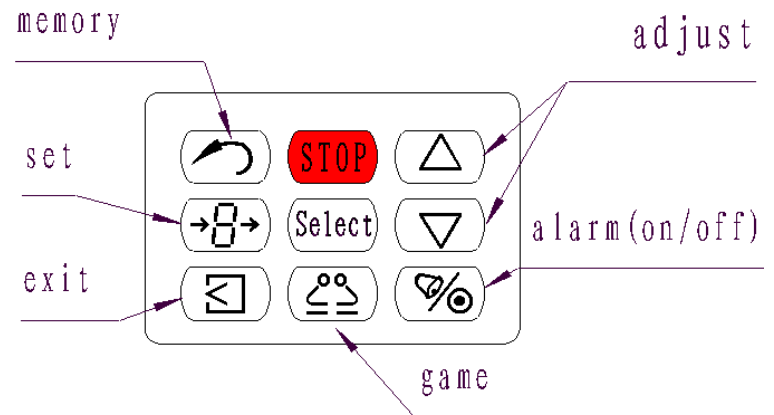


Figure 2: Keypad detail





To Start

- Insert two (2) Alkaline AA batteries in the battery compartment (there is also room to store 2 spare batteries in the same compartment). **Important:** *Remove batteries for extended non-use, say for more than a month.*


LCD on each dial will show: 0→1→2→3→4→5→6→7→8→9.

You are all set to play a SCRABBLE® game with 25 minutes on each side.

Choosing Alternate Modes (other than SCRABBLE® w/ 25 min. per side)

1. Using keypad, press STOP five (5) times.
2. Then press  five (5) times. Left dial will display “OP” (mode option), right dial will display a blinking “1”. See figure 3.
3. Press ▲ ▼ to chose from OP’s 1-14, press OK. You will see the Option number blinking in the right dial.
4. Use  ; ▲ ▼ keys to set time on the left side, then press OK to set right side. Finally, press OK then ready for a game (you may set 2 sides with different times). **Important:** For OP’s 4-8, **don’t set the seconds to 0.**

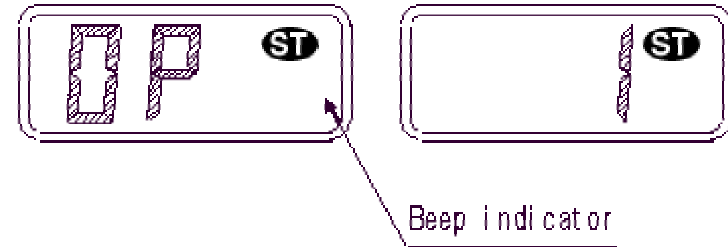
School SCRABBLE®

1. Using keypad, press STOP five (5) times.
2. Then press  five (5) times. Left dial will display “OP” (mode option), right dial will display a blinking “1”. See figure 3.
3. You are ready to play 22 minutes on each side, counting down. After 0:00, count-up mode kicks in, minus sign in front. There is no penalty for a 0:00 display, but -0:01 (a brief beep) starts to accrue a ten point penalty per minute of overtime or part thereof. Press red STOP button to pause clock. To resume, press appropriate player button. To start new game, press STOP 5 times to reset. The clock is always “on”. Don’t worry, there is not much battery drain!

During the Game

- Only the STOP button and 2 play buttons will work.
- Press “STOP” to pause, press the appropriate player button to restart.

Figure 3: Setting Options / Beep Indicator



One minute into the next move, an arrow ► appears on the extreme top right of the dial. This means a “courtesy draw” of tiles is possible during a “hold” considering a challenge. Two minutes into the move a second arrow ► will appear on the extreme middle right of the dial. Three minutes into the move, a third arrow ► will appear on the extreme bottom right of the dial. Four minutes into the move, a single arrow ► will flash on the extreme top right of the dial. Five minutes into the move, two arrows ► will flash on the extreme right of the dial. Six minutes into the move three arrows ► will flash on the extreme right of the dial. Seven minutes or longer into the move, all three arrows ► and the oval **ST** logo will flash faster on the extreme right of the dial. Thus you will know how long you have spent on your move!!

For more complete descriptions of chess and other modes, please visit:

[http:// www.samtimer.com/pstguide](http://www.samtimer.com/pstguide)

HASBRO is the owner of the registered SCRABBLE® trademark in the USA and Canada. The SCRABBLE® trademark is owned by J.W.Spear & Sons, PLC, a subsidiary of Mattel, Inc. outside of the USA and Canada.